













1. Online Portal: Grade Summary Enhancement

When a student and/or parent logs into our website, he or she is directed to a screen that displays a schedule, homework link, and grade. Also, above the screen is a link to "Print Report Card" and check "Attendance".

 [Print Report Card](#)

 [Attendance](#)

Student Schedule & Grades: Current Marking Period: >>> Qtr2 >>> [Previous Marking Columns](#)

Student Classes					
Time	Class Description	Teacher	Room Name	HW Link	Grade
7:45 AM - 8:30 AM	TechPrac-F - 1st, Technology Practicum - Fall	Mr. Steven Alexander Compton	US150		
8:35 AM - 9:20 AM	CHEM-I-F - 2nd, Chemistry I-F	Mr. David Neblett	MAS205		85.33
9:25 AM - 10:10 AM	ST-HALL-F - 3rd, Study Hall - F	Mr. George Edward Weicker	MAS118		
10:35 AM - 11:20 AM	LATIN-II-F - 4th, Latin II-F	Mr. Jerard White	SC207		
11:25 AM - 12:10 PM	Alg-II-F - 5th, Algebra II - F	Mr. Bill R. Zepeda	MAS114		86.80
12:45 PM - 1:30 PM	W-HIST-F - 6th, World History-F	Mr. Jack Nunnally, Jr.	US224		70.00
1:35 PM - 2:20 PM	ENG-II-F - 7th, English II-F	Mr. Steve Dudley Barnes	US108		88.00
2:25 PM - 3:05 PM	StudyHall8th - 8th, Study Hall 8th per.	Mr. Marc Douglas Taylor	UAudito		

NOTE 1: above the summary display of the current grade of the class. If you see the notepad that means that the teacher has not posted grades.

NOTE 2: The HW Link directs the student/parent to your portal page OR to your teacher created website.

Upper School: If your link directs the student/parent to your teacher created website, make sure that you have either a link or your homework assignments posted on your page. We've had a lot of reports where students are having difficulty finding homework. If you want to know where your link goes please access the online faculty directly at

http://is.franklinroadacademy.com/RelId/635438/ISvars/default/Faculty_Directory.htm or go to the FRA website and click on "Faculty Directory".

2. **Online Portal: Assignment Comments and Quarter Comments Enhancement**

When the user clicks on the numerical average the following sample screen will appear. This represents the summary of all the grades.

Qtr1 Grade: 84.00

Comments					
Luke is doing great in Spanish. His grade would be much higher, if he had the opportunity to make up his missing assignments. I believe that he will do so this weekend. I truly look forward to teaching your son this year.					
Total Points		84 B	100% of Qtr1		
H.W.1	8/21/2009	H.W. for the week	20 out of 20	100%	
C-1	8/28/2009	Classwork - Introduction of yourself.	33 out of 40	82.5%	
Quiz 1	9/4/2009	Vocabulary quiz chapter I	40 out of 40	100%	
HW 2	9/11/2009	Homework for the week	20 out of 20	100%	You were sick this week, but you need to make up the work. ASAP

NOTE: Whatever you type in faculty access is what the students will see in the program. Be mindful of appreciations and descriptions. The student/parent may not understand what you are typing.

NOTE 2: When you enter grades for each assignment there are a couple of points to consider when communicating the actual grade.

Entering a “zero” 0: This will count against the numerical average and communicates that the student didn’t complete the assignment for whatever reason.

Entering a “M=missing assignment”: This will count against the numerical average but reflects that the assignment was missing (not turned in or due to absence).

Entering a “X=exempt from assignment”: This do NOT count against the numerical average. This communicates that the assignment was exempt from the overall grade.

- A. **Assignment Comments:** Assignment comments are related to the individual assignment. This comment can be used to communicate a missing assignment, praise, or any other information you want communicate to the student/parent. The assignment comments are entered in “Faculty Access” the online grading program.
- B. **Quarter Comments:** The top level comment displayed above is the Quarter comment. The quarter comment appears both in the online portal and on the report card. The quarter comment can be edited and entered throughout the semester or at the end of the semester.
- C. **Entering Comments Faculty Access:** If you want comments to appear for the student/parent then enter them while in the faculty access grading program.

Assignment Comments: Simply select the box where the grade for the assignment appears. Click the comments button near the right. Type the comment and save and close. The grade box will appear green and the assignment comment has been entered. The student/parent will be able to see the comment entered.

<input type="button" value="Class Stats"/> <input type="button" value="Fill Down"/> <input type="button" value="Comments"/>					
10/5 Daily 5 15	10/12 Test 90	Total Point Average	Qtr1 Average	Qtr1 Grade	Qtr1 Posted Grade
15	84	95.6	95.6	95.6	95.60

Quarter Comments: You do not have to wait until the end of the terms for quarter comments to appear. Select the grade box under the quarter grade box. Type the comment and save and close. The grade box will appear green and the quarter comment has been entered. The student/parent will be able to see the comment entered.

<input type="button" value="Class Stats"/> <input type="button" value="Fill Down"/> <input type="button" value="Comments"/>			
Total Point Average	Qtr1 Average	Qtr1 Grade	Qtr1 Posted Grade
95.6	95.6	95.6	95.60

If you have any questions regarding above stop by the help desk or submit a request by email helpdesk@franklinroadacademy.com